

N13.900 CR3

SPECIFICATIONS



| | | | |
|---------------------|-------------------------------|---------------------|--|
| Power at crankshaft | 662 kW [900 hp] | Engine base | Scania |
| Displacement | 12.7 l [775 in ³] | Fuel system | Extra High Pressure Injection (XPI) |
| Configuration | 6 cylinders in line | Air intake | Turbocharged with after cooler |
| Operation type | 4 stroke Diesel | Cooling | Closed cooling with heat exchanger and charge air cooler |
| Bore & Stroke | 130 x 160 mm [5.1 x 6.3 in] | Max mounting angle | 12° Front down 12° Front up |
| Compression ratio | 17.3 : 1 | Alternator | 24 Volt 100 Amp |
| Rated speed | 2300 rpm | Rating | M6.S |
| Idling speed | 600 rpm | Emission compliance | US tier 3 EU Stage II RCD2 |
| Peak torque | 3140 Nm | Dry weight | 1285 kg [2833 lbs] |
| Peak torque speed | 1700 rpm | | |

N13.900 CR3

662 kW [900 hp] at 2300 rpm

TECHNICAL DESCRIPTION

ENGINE BLOCK

- Extra high pressure fuel injection system, XPI
- Turbocharger
- Protection covers

FUEL SYSTEM

- Scania Engine Management System, EMS
- Fuel pre-filter with water separator
- Fuel filter

LUBRICATION SYSTEM

- Oil filter, full flow
- Centrifugal oil cleaner
- Oil cooler, integrated in block
- Oil filter
- Oil draining with plug
- Low oil sump
- Oil dipstick

COOLING SYSTEM

- Sea water pump

ELECTRICAL SYSTEM & INSTRUMENTATION

- Starter, 2-pole 7.0 kW
- Alternator, 2-pole 24V / 100A

OTHER FEATURES

- Flywheel SAE 14"
- Silumin flywheel housing, SAE 1 flange
- Front-mounted engine brackets
- Closed crankcase ventilation
- Air cleaner
- Flexible engine mounting
- Damper pulley

OPTIONAL SYSTEMS & ACCESSORIES

- Hydraulic pump
- Side-mounted PTO (SAE A)
- Axial front-mounted PTO
- Exhaust connections
- Engine heater
- Stiff rubber suspension
- Studs in flywheel housing
- Oil draining with pump
- Oil level sensor
- Bilge pump

RATINGS

M6.S

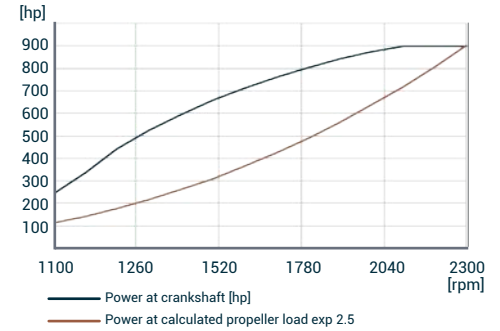
- Up to 500 annual operating hours
- Load factor up to 50%
- Full power for no more than 1 hour out of each 20 hours of operation. The remaining operation time must be at or below cruising speed.

TRANSMISSIONS

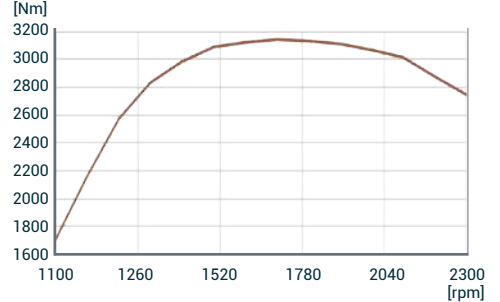
- Contact your Nanni representative for more details and availability about transmissions types and models range.

PERFORMANCE CURVES

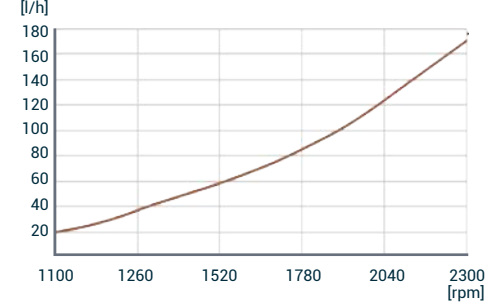
POWER AT CRANKSHAFT



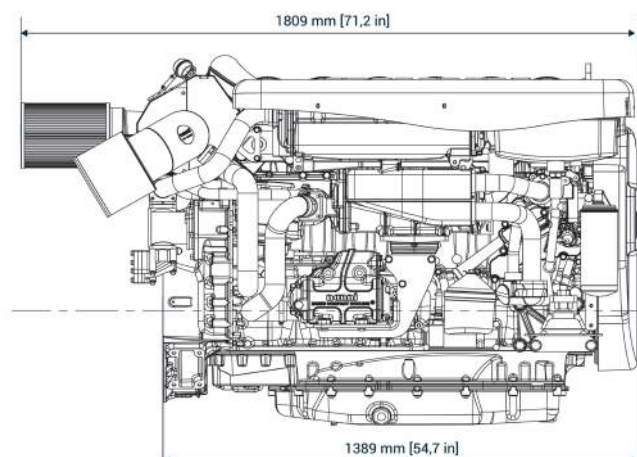
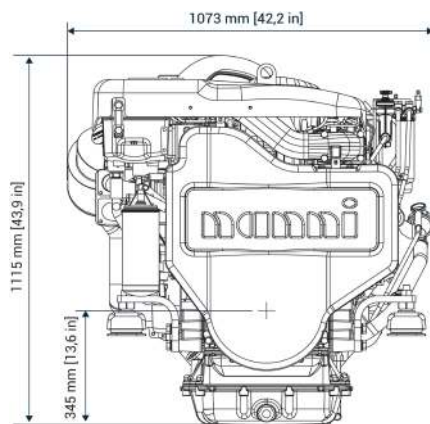
TORQUE AT CRANKSHAFT



FUEL CONSUMPTION



DIMENSIONS



NANNI INDUSTRIES S.A.S.

11, Avenue Mariotte - Zone Industrielle
33260 La Teste - France
Tel: +33 (0)5 56 22 30 60
Fax: +33 (0)5 56 22 30 79

Technical data according to ISO 8665. This document is not contractual. Nanni reserves the right to modify any of the characteristics stated in this document without notice, in a constant effort to improve the quality of its products. Images and illustrations may show non standard equipments. All combination of equipment & accessory are not available.

DGBXXC01159