


N6.200

SPECIFICATIONS



Power at crankshaft	149 kW [203 hp]	Engine base	John Deere
Displacement	6.8 l [415 in ³]	Fuel system	Direct injection Mechanical governor
Configuration	6 cylinders in line	Air intake	Turbocharged
Operation type	4 strokes Diesel	Cooling	Closed cooling with heat exchanger
Bore & Stroke	106.4 x 127 mm [4.19 x 5 in]	Max mounting angle	0° Front down 9° Front up
Compression ratio	17 : 1	Alternator	24 Volt 50 Amp
Rated speed	2500 rpm	Rating	M3
Idling speed	650 rpm	Dry weight	735 kg [1620 lbs]
Peak torque	695 Nm	Peak storque speed	1800 rpm

N6.200

149 kW [203 hp] at 2500 rpm

TECHNICAL DESCRIPTION

ENGINE BLOCK

- Replaceable wet-type cylinder liners
- Watercooled exhaust manifold

FUEL SYSTEM

- Fuel filter
- Direct injection, mechanical governor

LUBRICATION SYSTEM

- Replaceable full-flow oil filter
- Oil dipstick
- Oil cooler

COOLING SYSTEM

- Closed cooling with heat exchanger
- Gear driven self-priming raw water pump
- Coolant circulating pump
- Water cooled exhaust elbow

ELECTRICAL SYSTEM & INSTRUMENTATION

- 24V / 50A alternator
- 24V starter motor
- Complete instrumentation including key switch and alarms
- Extension cable harness with plug-and-play

AIR INTAKE

- Turbocharged

OTHER FEATURES

- Flywheel SAE 3
- Flexible engine mounting
- Damper pulley

OPTIONAL SYSTEMS & ACCESSORIES

- Keel cooling adaptation
- Dry exhaust elbow
- Complete marine propulsion systems
- Marine transmission adaptation kits
- Throttle and shift controls
- Additional instrumentation, Flying bridge extension harness
- Rigid engine mounting
- Power take off
- Type approval

RATINGS

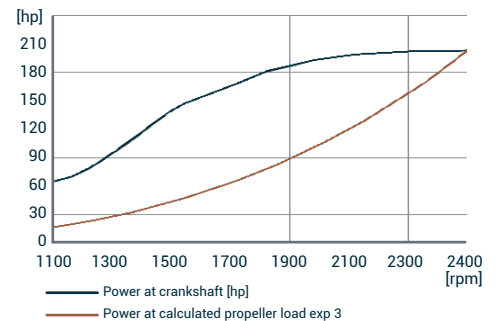
- Up to 4000 annual operating hours
- Load factor up to 50%
- Full power for no more than 4 hours out of 12 hours of operation. The remaining operation time must be at or below cruising speed

TRANSMISSIONS

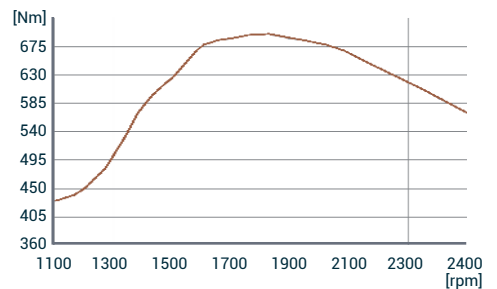
- Contact your Nanni representative for more details and availability about transmissions types and models range.

PERFORMANCE CURVES

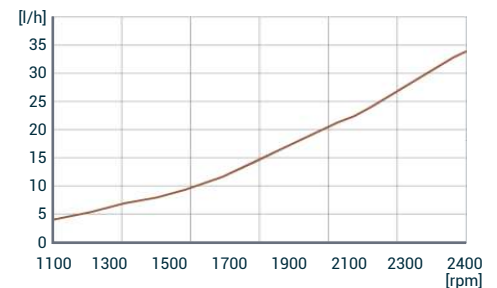
POWER AT CRANKSHAFT



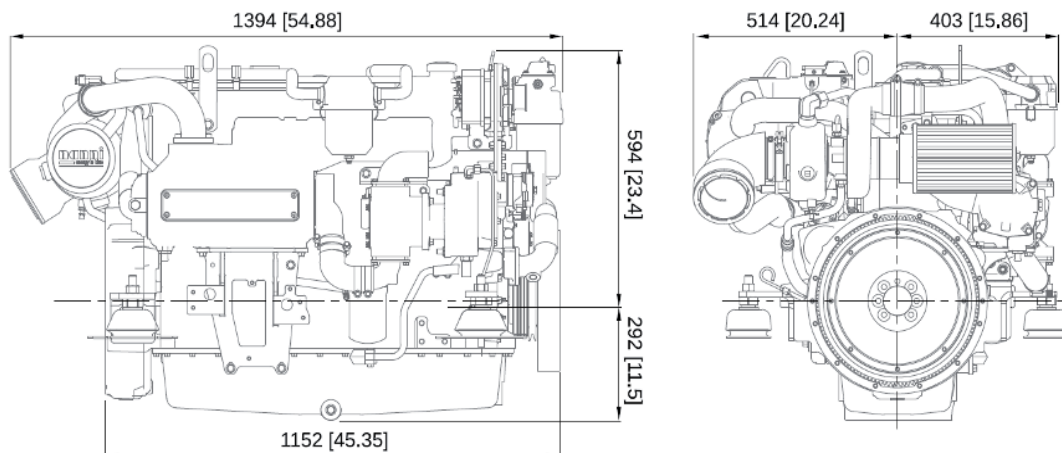
TORQUE AT CRANKSHAFT



FUEL CONSUMPTION



DIMENSIONS



NANNI INDUSTRIES S.A.S.

11, Avenue Mariotte - Zone Industrielle
33260 La Teste - France
Tel: +33 (0)5 56 22 30 60
Fax: +33 (0)5 56 22 30 79

Technical data according to ISO 8665. This document is not contractual. Nanni reserves the right to modify any of the characteristics stated in this document without notice, in a constant effort to improve the quality of its products. Images and illustrations may show non standard equipments. All combination of equipment & accessory are not available.

DGBXXC01032