

N13.700 CR3 HD

SPECIFICATIONS



Power at crankshaft	515 kW [700 hp]	Engine base	Scania
Displacement	12.7 l [775 in ³]	Fuel system	Extra High Pressure Injection (XPI)
Configuration	6 cylinders in line	Air intake	Turbocharged with after cooler
Operation type	4 stroke Diesel	Cooling	Closed cooling with heat exchanger and charge air cooler
Bore & Stroke	130 x 160 mm [5.1 x 6.3 in]	Max mounting angle	12° Front down 12° Front up
Compression ratio	17.3 : 1	Alternator	24 Volt 100 Amp
Rated speed	2100 rpm	Rating	M1.S
Idling speed	600 rpm	Emission compliance	US tier 3 IMO Tier II EU Stage IIIA RCD2
Peak torque	2981 Nm	Dry weight	1285 kg [2833 lbs]
Peak torque speed	1400 rpm		

N13.700 CR3 HD

515 kW [700 hp] at 2100 rpm

TECHNICAL DESCRIPTION

ENGINE BLOCK

- Extra high pressure fuel injection system, XPI
- Turbocharger
- Protection covers

FUEL SYSTEM

- Scania Engine Management System, EMS
- Fuel pre-filter with water separator
- Fuel filter

LUBRICATION SYSTEM

- Oil filter, full flow
- Centrifugal oil cleaner
- Oil cooler, integrated in block
- Oil filter
- Oil draining with plug
- Deep oil sump
- Oil dipstick

COOLING SYSTEM

- Sea water pump

ELECTRICAL SYSTEM & INSTRUMENTATION

- Starter, 2-pole 7.0 kW
- Alternator, 2-pole 24V / 100A

OTHER FEATURES

- Housing SAE 1
- Flywheel SAE 14"
- Silumin flywheel housing, SAE 1 flange
- Front-mounted engine brackets
- Closed crankcase ventilation
- Air cleaner
- Flexible engine mounting
- Damper pulley

OPTIONAL SYSTEMS & ACCESSORIES

- Hydraulic pump
- Side-mounted PTO (SAE A)
- Axial front-mounted PTO
- Exhaust connections
- Engine heater
- Stiff rubber suspension
- Oil draining with pump
- Oil level sensor
- Bilge pump

RATINGS

M1.S

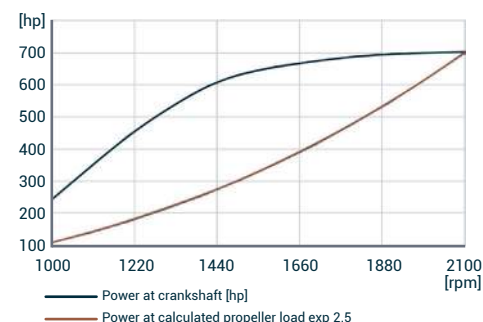
- Unlimited annual operating hours
- Load factor up to 80%
- Full power for no more than 1 hour out of each 3 hours of operation. The remaining operation time must be at or below cruising speed

TRANSMISSIONS

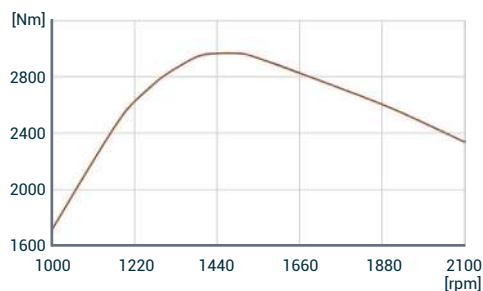
- Contact your Nanni representative for more details and availability about transmissions types and models range.

PERFORMANCE CURVES

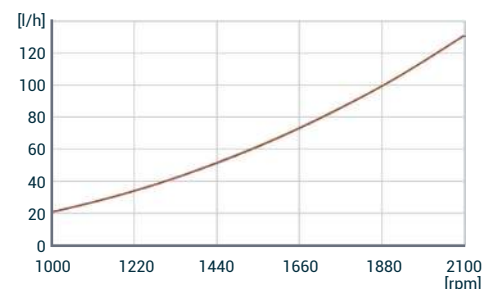
POWER AT CRANKSHAFT



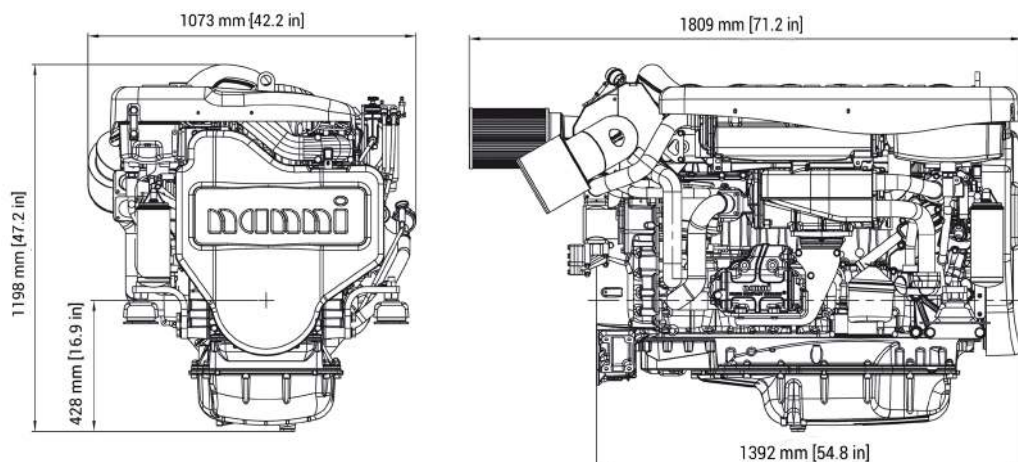
TORQUE AT CRANKSHAFT



FUEL CONSUMPTION



DIMENSIONS



NANNI INDUSTRIES S.A.S.

11, Avenue Mariotte - Zone Industrielle
 33260 La Teste - France
 Tel: +33 (0)5 56 22 30 60
 Fax: +33 (0)5 56 22 30 79

Technical data according to ISO 8665. This document is not contractual. Nanni reserves the right to modify any of the characteristics stated in this document without notice, in a constant effort to improve the quality of its products. Images and illustrations may show non standard equipments. All combination of equipment & accessory are not available.

DGBXXC01056