

# N16.1100 CR3

## SPECIFICATIONS



Power at crankshaft	809 kW [1100 hp]	Engine base	Scania
Displacement	16.4 l [1000.8 in <sup>3</sup> ]	Fuel system	Extra High Pressure Injection (XPI)
Configuration	8 cylinders in V	Air intake	Twin turbocharged with air-to-seawater after cooler
Operation type	4 stroke Diesel	Cooling	Closed cooling with heat exchanger and aftercooler
Bore & Stroke	130 x 154 mm [5.1 x 6.1 in]	Max mounting angle	12° Front up 12° Front down
Compression ratio	15.7 : 1	Alternator	24 Volt 100 Amp
Rated speed	2300 rpm	Rating	M5.L M6.S
Idling speed	600 rpm	Emission compliance	IMO Tier II NRMM 97/68/EC
Peak torque	4027 Nm	Dry weight	1660 kg [3659.7 lbs]
Peak torque speed	1600 rpm		

# N16.1100 CR3

809 kW [1100 hp] at 2300 rpm

## TECHNICAL DESCRIPTION

### ENGINE BLOCK

- Extra high pressure fuel injection system, XPI
- Twin Turbochargers
- Protection covers

### FUEL SYSTEM

- Scania Engine Management System, EMS
- Fuel pre-filter with water separator
- Fuel filter

### LUBRICATION SYSTEM

- Oil filter, full flow
- Centrifugal oil cleaner
- Oil cooler, integrated in block
- Oil draining with plug
- Shallow oil sump
- Oil dipstick

### COOLING SYSTEM

- Sea water pump

### ELECTRICAL SYSTEM & INSTRUMENTATION

- Starter, 2-pole 7.0 kW
- Alternator, 2-pole 24V / 100A

### OTHER FEATURES

- Flywheel SAE 14"
- Silumin flywheel housing, SAE 1 flange
- Front-and-rear mounted engine brackets
- Closed crankcase ventilation
- Air cleaners
- Flexible engine mounts
- Damper

### OPTIONAL SYSTEMS & ACCESSORIES

- Predisposition for SAE B hydraulic pump
- Axial front PTO
- Exhaust connections
- Cabin heater
- Rigid mounts
- Oil draining pump
- Oil level sensor
- Bilge pump

## RATINGS

### M5.L

- Up to 2000 hours per year
- Load factor up to 77%
- Full power for no more than 1 hour out of each 6 hours of operation.

### M6.S

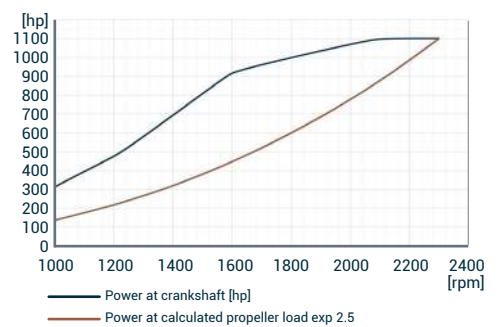
- Up to 500 hours per year
- Load factor up to 50%
- Full power for no more than 1 hour out of each 12 hours of operation.

## TRANSMISSIONS

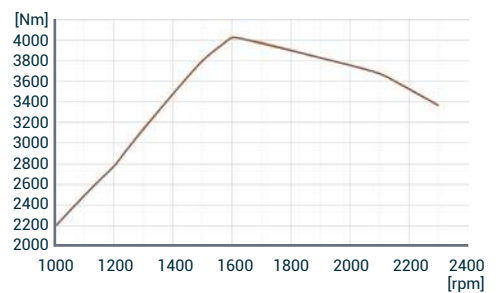
- Contact your Nanni representative for more details and availability about transmissions types and models range.

## PERFORMANCE CURVES

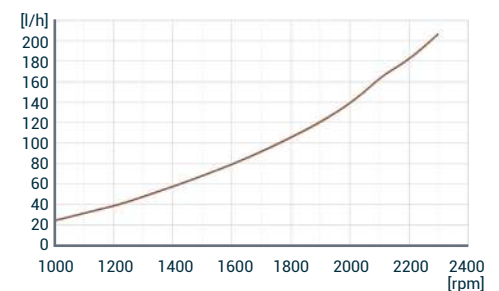
### POWER AT CRANKSHAFT



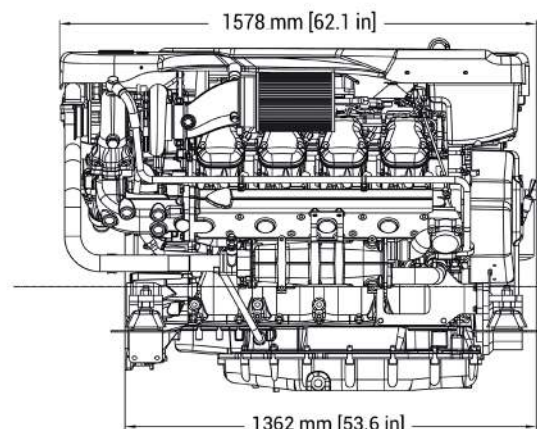
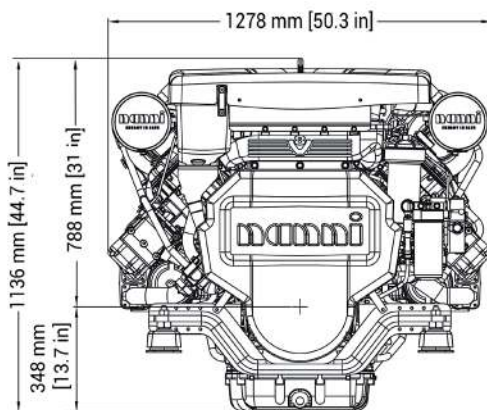
### TORQUE AT CRANKSHAFT



### FUEL CONSUMPTION



## DIMENSIONS



## NANNI INDUSTRIES S.A.S.

11, Avenue Mariotte - Zone Industrielle  
33260 La Teste - France  
Tel: +33 (0)5 56 22 30 60  
Fax: +33 (0)5 56 22 30 79

Technical data according to ISO 8665. This document is not contractual. Nanni reserves the right to modify any of the characteristics stated in this document without notice, in a constant effort to improve the quality of its products. Images and illustrations may show non standard equipments. All combination of equipment & accessory are not available.

DGBXXC01057